

Avfukter Flexisorb **RECUSORB / CONSORB**



Tørrluftmengde
900 - 61100 m³/h


- Fleksibel design
- Tilpasses deres behov
- Vaskbar rotor
- Energisparende og miljøvennlig
- Optimal kontroll
- Uttrekkbar rotor enhet
-

Flexisorb: En enhet med mangeløsninger. Flexisorb systemet gjør at hver enhet kan tilpasses spesielle behov.



Utsnitt av en avfukterrotor fra Seibu Giken. Takket være de mange kanalene tas fuktigheten effektivt opp.

World leaders in dehumidification.

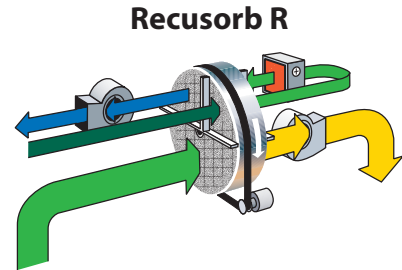


TEKNISKE DATA

Rett til endringer uten kunngjøring forbeholdes. Installasjonstegning kan lastes ned fra www.dst-sg.com

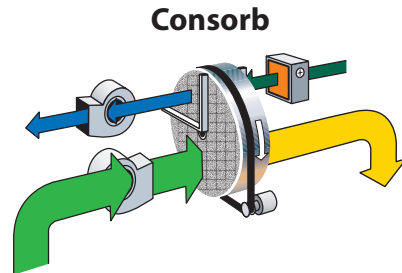
Recusorb - with internal heat recovery for good energy efficiency						
Unit	Min process airflow	Max process airflow	Max wet airflow	Heater power	2 g/kg from 10°C/100%RH *	Heater power *
RF-081	900 m3/h	4 500 m3/h	900 m3/h	8+8+8=24kW	2 500 m3/h	22 kW
RF-101	1 500 m3/h	7 000 m3/h	1 900 m3/h	24+12+6=42kW	3 600 m3/h	31 kW
RF-102	3 000 m3/h	9 700 m3/h	2 900 m3/h	40+20+10=70kW	6 500 m3/h	54 kW
RF-122	4 800 m3/h	15 600 m3/h	5 400 m3/h	64+32+16=112kW	10 600 m3/h	88 kW
RF-152	7 600 m3/h	24 800 m3/h	7 300 m3/h	100+50+25=175kW	16 800 m3/h	140 kW
RF-172	9 700 m3/h	31 500 m3/h	9 300 m3/h	226kW	21 300 m3/h	177 kW
RF-192	12 000 m3/h	39 900 m3/h	11 800 m3/h	288kW	27 100 m3/h	225 kW
RF-222	16 000 m3/h	51 300 m3/h	15 100 m3/h	368kW	34 800 m3/h	289 kW
RF-242	19 000 m3/h	61 100 m3/h	18 000 m3/h	438kW	41 500 m3/h	345 kW

* Process air flow to have dry air at 33°C / 2g/kg with: - process air inlet 10°C / 100%RH
 - wet air inlet at 30°C / 12 g/kg - wet air flow 36% of process air flow
 - regeneration temperature 140°C - purge by-pass



Consorb 75/25 - for large differences in moisture content between process and regeneration inlet						
Unit	Min process airflow	Max process airflow	Max wet airflow	Heater power	2 g/kg from 10°C/100%RH *	Heater power *
CF-081 75/25	1 000 m3/h	4 500 m3/h	900 m3/h	8+8+8=24kW	2 400 m3/h	24 kW
CF-101 75/25	2 000 m3/h	7 000 m3/h	1 900 m3/h	24+12+12=48kW	3 900 m3/h	39 kW
CF-102 75/25	3 700 m3/h	9 700 m3/h	2 900 m3/h	40+20+10+10=80kW	7 800 m3/h	75 kW
CF-122 75/25	6 000 m3/h	15 600 m3/h	5 400 m3/h	64+32+16+16=128kW	12 700 m3/h	123 kW
CF-152 75/25	9 500 m3/h	24 800 m3/h	7 300 m3/h	100+50+25+25=200kW	20 000 m3/h	193 kW
CF-172 75/25	12 000 m3/h	31 500 m3/h	9 300 m3/h	260kW	25 000 m3/h	241 kW
CF-192 75/25	15 000 m3/h	39 900 m3/h	11 800 m3/h	330kW	32 000 m3/h	308 kW
CF-222 75/25	19 000 m3/h	51 300 m3/h	15 100 m3/h	420kW	42 000 m3/h	404 kW
CF-242 75/25	23 000 m3/h	61 100 m3/h	18 000 m3/h	500kW	50 000 m3/h	481 kW

* Process air flow to have dry air at 36°C / 2g/kg with: - process air inlet 10°C / 100%RH
 - wet air flow at 33°C / 23 g/kg - wet air flow 26% of process air flow
 - regeneration temperature 140°C



Consorb 60/40 - when low-cost energy at low temperatures is available				
Unit	Regen. temp 45°C *	Regen. temp 70°C **	Regen. temp 90°C ***	
CF-081 60/40	1 800 m3/h	2 100 m3/h	2 000 m3/h	* Process air flow to have dry air at 6 g/kg with regeneration temperature 45°C.
CF-101 60/40	2 900 m3/h	3 300 m3/h	3 200 m3/h	** Process air flow to have dry air at 4 g/kg with regeneration temperature 70°C.
CF-102 60/40	5 700 m3/h	6 500 m3/h	6 300 m3/h	*** Process air flow to have dry air at 3 g/kg with regeneration temperature 90°C.
CF-122 60/40	9 300 m3/h	10 600 m3/h	10 300 m3/h	For all Consorb 60/40 data: Process air and regeneration air inlet at 20°C / 60%RH / 8,7g/kg. Wet air flow 2/3 of process airflow.
CF-152 60/40	14 700 m3/h	16 800 m3/h	16 200 m3/h	
CF-172 60/40	18 700 m3/h	21 300 m3/h	20 700 m3/h	
CF-192 60/40	23 700 m3/h	27 000 m3/h	26 200 m3/h	
CF-222 60/40	30 400 m3/h	34 700 m3/h	33 600 m3/h	
CF-242 60/40	36 200 m3/h	41 300 m3/h	40 100 m3/h	

Recusorb dp - for low dewpoints, one pushing fan for both dry air and wet air						
Unit	Dew point -30°C *	Heater power *	Dew point -50°C **	Heater power **	Dew point -65°C ***	Heater power ***
RF-081 dp	900 m3/h	11 kW	400 m3/h	5 kW	400 m3/h	6 kW
RF-101 dp	1 400 m3/h	17 kW	700 m3/h	9 kW	700 m3/h	10 kW
RF-102 dp	2 900 m3/h	36 kW	1 400 m3/h	15 kW	1 400 m3/h	20 kW
RF-122 dp	4 700 m3/h	58 kW	2 300 m3/h	29 kW	2 300 m3/h	33 kW
RF-152 dp	7 600 m3/h	94 kW	3 800 m3/h	47 kW	3 800 m3/h	54 kW
RF-172 dp	9 600 m3/h	119 kW	4 800 m3/h	60 kW	4 800 m3/h	69 kW
RF-192 dp	12 200 m3/h	151 kW	6 100 m3/h	76 kW	6 100 m3/h	87 kW
RF-222 dp	15 700 m3/h	195 kW	7 800 m3/h	97 kW	7 800 m3/h	111 kW
RF-242 dp	18 700 m3/h	232 kW	9 300 m3/h	115 kW	9 300 m3/h	133 kW

* Dry airflow to have dry air at -30°C dp with air inlet at 8°C/100%RH. Regeneration temperature 140°C
 ** Dry airflow to have dry air at -50°C dp with air inlet at 5°C/100%RH. Regeneration temperature 140°C
 *** Dry airflow to have dry air at -65°Cdp with air inlet at 5°C/100%RH. Zeolite rotor. Regeneration temperature 180°C
 For all Recusorb dp: Wet air flow 1/2 of process air flow.

Updated 18.12



Sweden | +46 8 445 77 20
 info@dst-sg.com | www.dst-sg.com